

Implants for life

All teeth replacement



 Dentsply
Sirona

A proven therapy

Since the 1960s, dental implants have been used successfully in millions of people worldwide as a long-term solution for renewed quality of life.

Implants by Dentsply Sirona Implants are developed based on biological and biomechanical principles. Our implants are backed by extensive clinical and scientific documentation.

The design of implants by Dentsply Sirona Implants also allows for shorter healing times, less chairtime for you as a patient, and the confidence of predictable long-term and esthetic results that only decades of clinical research can bring.

My Story: Britt-Lis Nilsson



“Simply
marvelous!”

“I have always had bad teeth and finally I ended up with dentures in both the upper and lower jaw. The lower denture was always loose, I couldn’t even eat properly. So my dentist informed me about implants, explaining how they are placed and that they function like natural teeth.

The same day that I got my new teeth I had a nice dinner at a restaurant with my two sons. For the first time in ages I was able to enjoy both the meal and the company without having to worry about my teeth.”

Dentsply Sirona Implants — implants for life



Do you suffer from missing all of your teeth?

Are you tired of loose-fitting dentures that require constant attention and limit you from eating and speaking with confidence? If so, implant-supported full dentures may be the solution for you.

Because conventional dentures do not help to maintain the bone in the jaw, the bone deteriorates over time, leading to ill-fitting dentures and denture sores. Dental implants provide a stable foundation for an overdenture or bridge to stay securely and comfortably in place, restoring the natural chewing capacity. By stimulating the jawbone, implants help to maintain facial structures thus ensuring an esthetic result over time that allows you to eat, speak and smile with confidence!

Parts of a dental implant

An abutment on top of the dental implant

Dental implant in actual size



The dental implant with a crown

Treatment procedure

1. A thorough examination

The first step of dental implant therapy is a discussion with your dentist, followed by a thorough dental examination.

The jaw is X-rayed to check the condition of the bone tissue and to determine the placement of the dental implants. An impression is made of the jaw and existing teeth, forming an important platform for the treatment planning.

2. Inserting the dental implants

There are two options for dental implant placement, depending on your clinical situation. In a one-step procedure, the dental implants are placed and then temporary abutments are attached. In a two-step procedure, the dental implants are inserted and then covered by the gum, and left to heal. The abutments are attached at a later date (see next side).

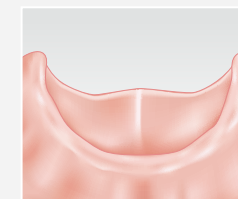
In both cases, a temporary prosthesis is put in place, followed by a maximum healing period of three months for the lower jaw, and six months for the upper jaw. In some cases, the dental implants can be loaded immediately. However, this depends on your bone condition.

3. Attaching the abutments

In a one-step treatment, the temporary abutments are replaced by permanent ones after the dental implants have bonded with the bone tissue. The second part of a two-step procedure involves making a minor incision to open the gum and put the abutments in place. When the abutments are in place, a new impression is made.

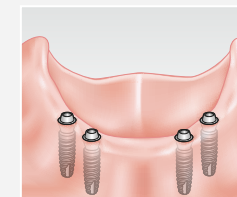
4. Fitting and re-examination

When the bridge or overdenture is ready, your dentist simply attaches it to the dental implants. This is usually followed by a few follow-up visits to check functionality and esthetics.

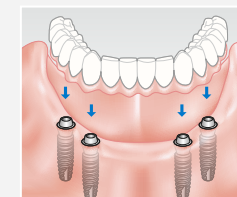


1. A bridge attached directly to several dental implants is the most advanced solution for replacing all missing teeth.

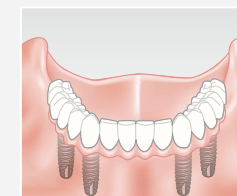
Fixed option: Bridge



2. Depending on the clinical situation, multiple implants are inserted into the jawbone.



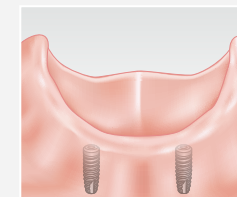
3. Abutments act as the intermediate connecting element to the implants.



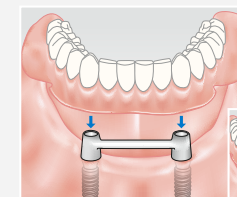
4. The dental implant bridge, attached directly to the abutments, creating a secure and permanent solution.

1. An overdenture is supported by at least two dental implants and is a secure, but removable, alternative to dentures.

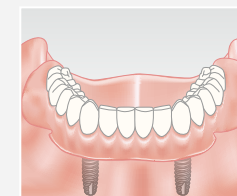
Removable option: Overdenture



2. Two or more dental implants, creating a secure foundation for the final prosthesis.




3. A Bar or ball abutments act as the intermediate connecting element to the implants.



4. With an overdenture in place, functionality and appearance of normal teeth is created.

Learn how quality dental implants by Dentsply Sirona Implants can give you the beauty of natural teeth – speak with your dentist today.



Dentsply Sirona Implants has a long tradition of research and product development



**Proven
reliability**



**Quality assured
production**



**Implant
warranty**



**Internationally approved
and available**

Read more about dental implants at
www.implantsforlife.com

THE DENTAL
SOLUTIONS
COMPANY™

 **Dentsply
Sirona**